



TEMSA

TS 45

Keep your
business moving



Relax. You're there.

This TEMSA coach was designed to help you and your passengers get more from your journey. That's more comfort, safety and style along with a more satisfying ownership experience. It's time to sit back, relax and enjoy the scenery. There's an entire world out there, just waiting to be discovered.

TEMSA - Smart Mobility

Being a smart choice for our customers is at the heart of everything we do. Our customers want to feel that their business matters. At TEMSA we understand what is important to our customers; and we build vehicles that give them reliability, quality, total cost of ownership and passenger experience that they need to maximize their revenues and profits. Thus, feeling good about the smart choice they made.



TEMSA TS 45 - Temsa Quality at an Affordable Price

DURABILITY – The TS 45 is constructed from stainless steel with an integral monocoque design that ensures strength and stability. Tested to the highest standards, it will perform at high quality.

PROVEN DRIVE TRAIN – With a 425 HP ISX Cummins engine and Gen 5 B500 Allison transmission, the TS 45 provides raw power and optimum serviceability. The drive train is combined with superb European quality to create a high-quality driving experience.

SAFETY IS OUR STANDARD – This 56 passenger coach ensures the safety of your passengers by offering high safety features on every coach. Standard features include an engine fire suppression system, lane departure warning system, tire pressure monitoring system, ABS, ATC, ESC, RSC, brake pad wear monitoring & warning system, laminated + tempered windows and 3 point safety belts.




ADDITIONAL FEATURES – This coach has a high capacity HVAC system with a 6 cylinder A/C compressor, with brushless fans on evaporator and condenser, which ensures low operational & maintenance costs.



Spacious luggage capacity
Luggage door exterior lights & docking lights



MAIN FEATURES

-  Stainless steel
-  American driveline, ABS, ATC, ECS, RSC, meets UN / ECE R66 rollover regulation
-  Seats 56 passengers with restroom, flat floor

Comfortable driver's area

3 point seat belt for passenger seats

Multi-functional locker & trash can



**TEMSA****TECHNICAL SPECIFICATIONS****TS 45****Dimensions and Weights**

Overall length (ft)	45
Overall width (in)	102
Overall height	138"
Wheelbase (in)	310.8
Overhang front/ rear (in)	78.5/ 112
Aisle height (in)	75.78
Luggage compartment (ft³)	460
Turning radius (ft)	40.2
GVWR	51,500 lbs (23,360 kg)
Fuel tank capacity (US gal)	200
DEF tank capacity (US gal)	15

Structure

Type	Monocoque structure in stainless steel
------	--

Engine

Model	Cummins ISX 12 425 HP (EPA 2017)
Number of cylinders/ Piston displacement (in³)	6/729
Maximum output	425 HP / 1,800 rpm
Maximum torque	1650 lb-ft/ 1,100 rpm

Transmission

Model	Gen 5 Allison B500 (Retarder option)
-------	--------------------------------------

Axles

Front axle	ZF RL 75 E Independent
Rear axle	ZF A132
Tag axle	ZF RL 75 A (Steerable)
Ratio	3.54

Suspension

Front	2 shock absorbers, 2 air bellows, Independent front suspension
Rear	4 shock absorbers, 4 air bellows
Tag	2 shock absorbers, 2 air bellows

Brakes

Service brake	Front/Rear Disc Brakes, Full air, ABS+ ASR (ATC) + ESC + RSC
---------------	--

Tires and wheels

Tire size	315/80R22.5
-----------	-------------

Steering

Model	ZF power steering
-------	-------------------

Electrical system

System voltage / Battery	2x12V, 225Ah
Alternator	2x140 A Presto Lite (Leece Neville)

Passenger capacity

Max. seating arrangement	56+1 with restroom
--------------------------	--------------------

Heating and air conditioning system

Driver area	A/C defroster cooling & heating/ windshield defrosting
Passenger compartment/ air conditioner	Full automatic HVAC system/ 6 cylinder Bitzer A/C compressor, brushless evaporator and condenser

Standard equipment

Curtains (roller type for driver side and decorative type for passenger windows) • Air conditioning with roof heating • Full coach raising, front body kneeling system • Modesty panels • First aid kit • Interior mirror • Cruise control • Resettable circuit breakers • Overhead parcel racks • Rear view mirrors • Reflectors • Mud flaps • Tool set • LED type interior & exterior lights • 12V plug for mobile phone use (2 units) • Remote jump start post • 3 point seat belt for driver and passenger seats • 2 manually operated escape hatches (roof) • Electrically operated sun visors • Lane departure warning system • Tire pressure monitoring system • Rearview camera preparation • Parking sensor on rear bumper • Restroom with 16 gal. holding tank plus a 16 gal. auxiliary tank • Front left parcel rack cover (1 unit) • Engine brake (jacobs) • Pneumatically controlled driver seat (ISRI) • DRL (Daytime Running Light) • Energy absorbing front/ rear bumper • Fabric seat covers with leather headrest • One color opaque paint • Fire suppression system • Brake pad wear & monitoring system • ABS • ATC • ESC • RSC • Docking lights • Luggage door exterior lights • Extra room for driver in the parcel rack • Laminated + tempered windows

*Some photos in this brochure include optional features, such as wood-grain floors and leather seats, that do not come standard, please talk with your CH Bus Sales representative for standard and optional features.

www.temsa.com

The TEMSA roundel and the TEMSA word mark are registered trademarks of Temsa Global. The information in this publication is accurate as of its publication date. The information herein is subject to change without prior notice. Consult your sales representative for features and specifications that match your requirements.

Copyright © 2016 TEMSA Global. All rights reserved.

Dealer Details:**CH BUS SALES LLC.**Locations:

Faribault, MN

Orlando, FL

Burlingame, CA

Dallas-Fort Worth, TX

Pine Brook, NJ

CONTACT US:**877-723-4045**info@chbussales.comwww.chbussales.com