



TEMESA

TS 30

Keep your
business moving



Relax. You're there.

This TEMSA coach was designed to help you and your passengers get more from your journey. That's more comfort, safety and style along with a more satisfying ownership experience. It's time to sit back, relax and enjoy the scenery. There's an entire world out there, just waiting to be discovered.

TEMSA - Smart Mobility

Being a smart choice for our customers is at the heart of everything we do. Our customers want to feel that their business matters. At TEMSA we understand what is important to our customers; and we build vehicles that give them reliability, quality, total cost of ownership and passenger experience that they need to maximize their revenues and profits. Thus, feeling good about the smart choice they made.



TEMSA TS 30 - A little coach with a big heart!

AMERICAN POWERTRAIN - The TS 30 has independent front suspension and automatic transmission, contributing to a smooth, comfortable drive. This Cummins-Allison powertrain provides both raw power and optimum serviceability.

TOURING COACH INTERIOR - Despite its compact dimensions the TS 30 packs in a multitude of comfort features. As well as the ergonomic driver's cockpit, the luxury interior integrates a high quality heating and air conditioning system, abundant luggage space, a restroom and reclining seats.




MONOCOQUE STRUCTURE IN STAINLESS STEEL - The TS 30 has a tough, integral stainless steel structure for extra durability and safety. It is fuel efficient and kind to the environment as well as your pocketbook.



Ample luggage capacity



MAIN FEATURES

-  Stainless steel
-  American driveline, ABS, ATC, meets UN / ECE R66 rollover regulation
-  Seats 34 passengers with restroom, flat floor

Comfortable driver's area



3 point seat belt for passenger seats

Complete control for passengers





TEMSA

TECHNICAL SPECIFICATIONS TS 30

Dimensions and Weights	
Overall length (ft)	30.80
Overall width (in)	94.64
Overall height	130.68"
Wheelbase (in)	181
Overhang front/ rear (in)	74.8 / 112
Aisle height (in)	75.2
Luggage compartment (ft ³)	141
Turning radius (ft)	27.8
GVWR	27.980 lbs (12.692kg)
Fuel tank capacity (US gal)	76
DEF tank capacity (US gal)	10

Structure	
Type	Monocoque structure in stainless steel

Engine	
Model	Cummins ISB 6.7 250 HP - EPA 2016
Number of cylinders/ Piston displacement (in ³)	6/406
Maximum output	250 HP / 2,400 rpm
Maximum torque	660 lb-ft / 1,600 rpm

Transmission	
Model	Alison B300 (Retarder option)

Axles	
Front axle	ZF RL 55 EC Independent
Rear axle	DANA PE1 3175
Ratio	4.88

Suspension	
Front	Independent with shock absorber x 2 air bellows Shock absorbers x 4 air bellows
Rear	

Brakes	
Service brake	Full dry air, dual circuit with auto slack adjuster / Knorr disc brakes at front and rear with MERITOR WABCO ABS + ATC

Tires and wheels	
Tire size	265 / 70 R 19.5

Steering	
Model	ZF Servocom

Electrical system	
System voltage / Battery	12-24V / 2x12V, 180Ah with battery equalizer
Alternator	Dual 120A, 24V, Leece Neville

Passenger capacity	
Max. seating arrangement	34+1 with restroom

Heating and air conditioning system	
Driver area	Defroster for driver area heating and cooling / windshield defrosting
Passenger compartment/ air conditioner	Full automatic HVAC system/ roof type air conditioning unit (27 kW cooling, 39 kW heating)

Standard equipment
 Curtains (roller type for driver side and decorative type for passenger windows) • Air conditioning with roof heating • AC defroster • Full coach raising, front body kneeling system • Electrically operated sun visors • Modesty panels • First aid kit • Interior mirror • Manually operated escape hatch • Cruise control • Resettable circuit breakers • Overhead parcel racks • Rear view mirrors • Reflectors • Mud flaps • Tool set • LED type interior & exterior lights • 12V plug for mobile phone use (2 units) • Remote jump start post • 3 point seat belt for driver and passenger seats • Fabric seat covers with leather headrest • One color opaque paint

*Some photos in this brochure include optional features. such as wood-grain floors and leather seats, that do not come standard, please talk with your CH Bus Sales representative for standard and optional features.

www.temsa.com

The TEMSA roundel and the TEMSA word mark are registered trademarks of Temsa Global. The information in this publication is accurate as of its publication date. The information herein is subject to change without prior notice. Consult your sales representative for features and specifications that match your requirements.

Copyright © 2016 TEMSA Global. All rights reserved.

Dealer Details:

CH BUS SALES LLC.

Locations:

Faribault, MN

Orlando, FL

Burlingame, CA

Dallas-Fort Worth, TX

Pine Brook, NJ

CONTACT US:

877-723-4045

info@chbussales.com

www.chbussales.com

